

## Part List

- mechanical -




*Xperia™ XZ2*

*H8216, H8276, H8266, H8296*



Part List Mechanical/



1	Part List.....	3
2	Revision History.....	13




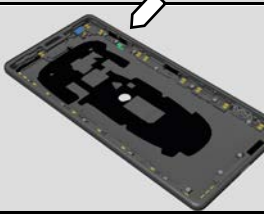

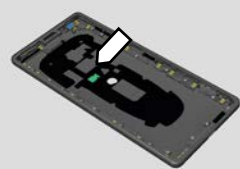

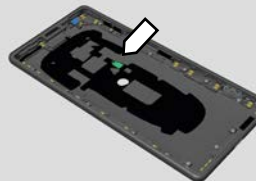

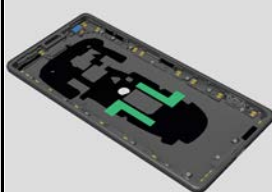


## 1 Part List

The following parts are available for order in 'Hybris'.

The 'Hybris' name of a part may often be complex and even confusing, so the name of certain parts mentioned in the Working Instructions, Repair Movies and Troubleshooting Guide are often referred to by a simple descriptive name for better understanding.





Both names (designations) will in that case be included in this Part List, where the name being used in the documents mentioned above is underlined, e.g. Battery Cover.

RLC (Reversed Logistic Classification) column for replaced part handling, refer to the 3.4 Valid Spare Parts chapter in the Warranty Claim Instruction RE4249 about disposition of the parts.

Designation	Part No.	RLC	Part	Location
Adhesive Contact WLC Bottom	1310-5560	C		
Adhesive Contact WLC Top	1310-5559	C		
Adhesive FPC FP sensor	1310-1648	C		
Adhesive FPC USB Key	1310-5564	C		
Adhesive Wireless Charge	1310-1647	C		
Adhesive WR Display	1310-1860	C		








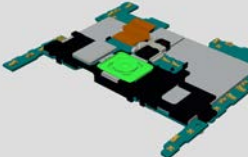
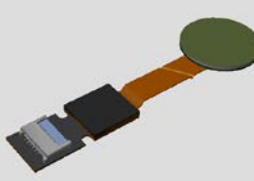


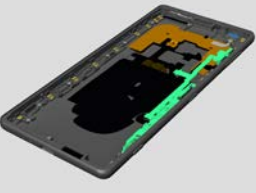

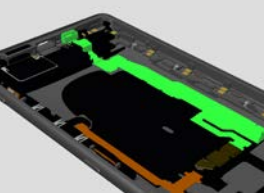

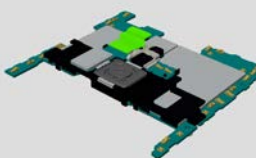
# SONY

## Part List Mechanical/

Designation	Part No.	RLC	Part	Location
Adhesive WR FP Sensor	1310-1652	C		
Battery	1310-1782	C		
Bottom Spk Box Sub Assy	1310-4789	C		
[H8216,8276] Cap Combo Sub Assy Black Cap Combo Sub Assy Green Cap Combo Sub Assy Pink Cap Combo Sub Assy White Silver [H8266,8296] Cap Combo Sub Assy Black DS Cap Combo Sub Assy Green DS Cap Combo Sub Assy Pink DS Cap Combo Sub Assy White Silver DS	1310-1866 1311-3784 1311-3789 1311-3773 1310-5757 1311-3785 1311-3792 1311-3778	C		
Cover Main Assy Black Cover Main Assy Green Cover Main Assy Pink Cover Main Assy White Silver	1313-1202 1313-1204 1313-1206 1313-1207	C		
Cushion LED	1310-1675	C		
Cushion Main Cam	1310-1577	C		

# SONY

## Part List Mechanical/

Designation	Part No.	RLC	Part	Location
Cushion Plate Top Spk	1312-9143	C		
Cushion Sub Cam Front	1310-1862	C		
Display Assy Black Display Assy Green Display Assy Pink Display Assy White Silver	1313-1155 1313-1174 1313-1177 1313-1179	B		
FICTIVE Main Camera	1301-9332	B		
[H8216,8276,8266,8296 ](Black,Green) FP sensor Module Black [H8216,8276,8266,8296] (Pink) FP sensor Module Pink [H8216,8276,8266,8296 (White, Silver) FP sensor Module White Silver	1310-7069 1310-7072 1310-7070	C		
[H8216,8276] FPC Key Sub Assy A FPC Key Sub Assy C	1309-6742 1312-6978	C		
FPC Relay Sub Assy	1309-6743	C		
FPC Sub PBA	1309-6744	C		


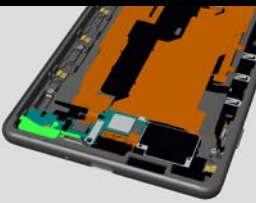



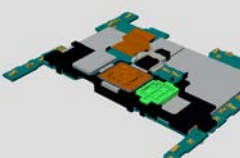

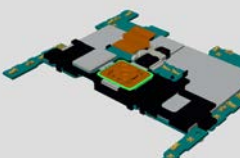



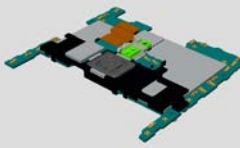



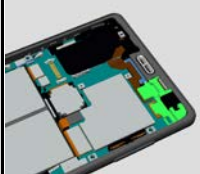
# SONY

## Part List Mechanical/



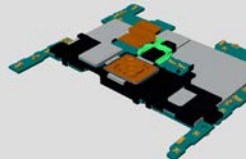

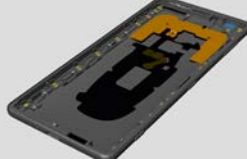

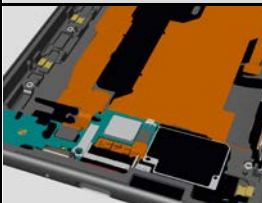

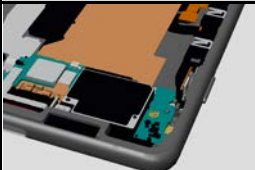

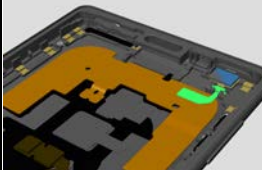




Designation	Part No.	RLC	Part	Location
FPC Top Sub Assy	1309-6745	C		
FPC USB Sub Assy	1309-7659	C		
Gasket Mic	1310-1656	C		
Gasket Top Spk	1310-1682	C		
Gasket USB	1310-1956	C		
Holder Ant Gnd Sub Assy A.C	1310-2251	C		
[H8216,8276] Holder Ant Main A [H8266,8296] Holder Ant Main C	1310-2250 1312-6113	C		

# SONY




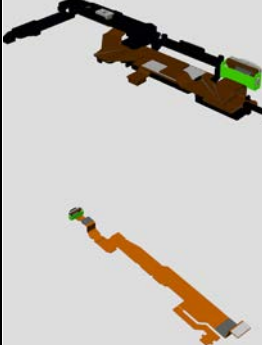

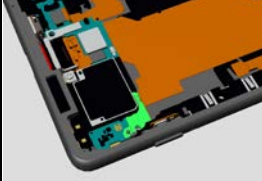
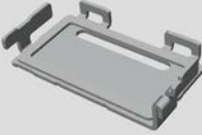


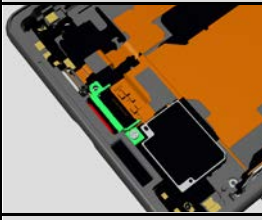

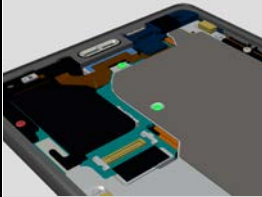


## Part List Mechanical/

Designation	Part No.	RLC	Part	Location
Holder Bottom	1310-1670	C		
Holder LCD BtB	1310-6174	C		
Holder Main Cam BtB Sub Assy	1310-5818	C		
Holder Main Camera	1306-5206	C		
Holder Main PBA Sub Assy	1310-1701	C		
Holder Sensor	1310-1714	C		
Holder Sub Cam	1310-1812	C		
Holder Top	1310-1815	C		



Designation	Part No.	RLC	Part	Location
Label MOP	1310-8212	C		
Light Guide Flash	1310-1716	C		
NFC	1312-6895	C		
PBA ANT 1 A,C	1313-6693	C		
[H8216,8276] PBA ANT 2 A [H8266,8296] PBA ANT 2 C,N	1313-6688 1313-6689	C		
Plate Ant Sub FPC	1311-4844	C		
Plate Battery Sub Assy	1310-1816	C		
Plate Display AI Sub assy	1311-6997	C		



Designation	Part No.	RLC	Part	Location
Plate Key Cam	1310-1646	C		
Plate Mic	1310-1658	C		
Plate RF Cable Bottom	1310-1671	C		
Plate Top Spk	1310-1680	C		
Plate USB	1310-1660	C		
Screw M1.2*1.2	1310-1854	C		
Screw M1.2*2.9	1313-3372	C		

Designation	Part No.	RLC	Part	Location
Screw M1.2x3.3	1313-1473	C		
Sheet FPC ZIF	1310-8604	C		
Sheet Gasket Plate Display Bottom	1310-5686	C		
Sheet Gasket Sub Cam	1313-2973	C		
Sheet Key	1310-1908	C		
Sheet Key Vol	1310-1910	C		
Sheet Mesh Bottom Black	1310-1655	C		

# SONY

## Part List Mechanical/

Designation	Part No.	RLC	Part	Location
Sheet Mesh Top Spk Black Sheet Mesh Top Spk Green Sheet Mesh Top Spk Pink Sheet Mesh Top Spk White Silver	1310-1856 1311-3771 1311-3772 1311-3770	C		
Sheet Plate Battery Bottom	1312-0427	C		
[H8216,8276] Sheet Slider MOP A1&CA [H8266] Sheet Slider MOP C2 4GB [H8296] Sheet Slider MOP C2 6GB	1310-1810 1313-4428 1313-4435	C		
Sheet Thermal Main Cam	1310-1809	C		
Sheet WR Test	1311-5727	C		
Spacer Plate Contact B	1314-2706	C		
Sub Cam	1309-8266	B		
Sub PBA Complete CS	1313-6698	B		

# SONY

## Part List Mechanical/

Designation	Part No.	RLC	Part	Location
Top Spk	1287-2024	C		
Vibrator LRA	1309-9751	C		
Water Indicator	1275-3307	C		
WLC	1313-0233	C		
Thermal Gap Filler Syringe	<b>For order:</b> 1299-2102 <b>For claim:</b> 1302-7194	C		N/A
Thermal Gap Filler Tube Note! This part has an expiration date. Make sure to consume before expiration date.	<b>For order:</b> 1299-2101 <b>For claim:</b> 1302-7193	C		N/A
Audio USB Conversion Cable	<b>1310-9805</b>	C		N/A

## 2 Revision History

Rev.	Date	Changes / Comments
1	2018-Mach-9	Initial release
2	2018-Mach-16	Page5, added Description of FP sensor Module Page6, changed Description Holder Ant Gnd Sub Assy A Page12 correction Audio USB Conversion Cable Page 5-8, 11 correction RLC