

## Part List

- mechanical -



*Xperia XZ2 Compact*  
*H8314, H8324 (Dual SIM)*



Part List Mechanical/H8314, H8324

**CONTENTS**

1 Part List ..... 3

2 Revision History ..... 12


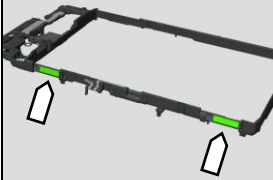

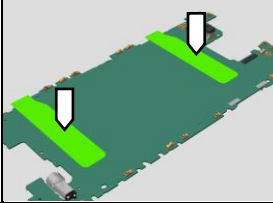
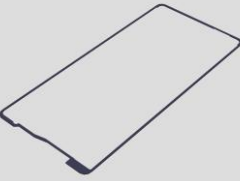
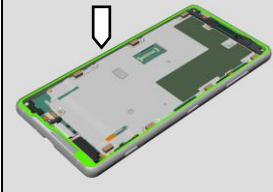

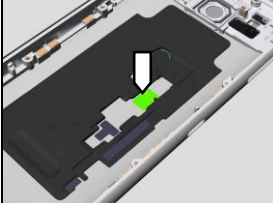

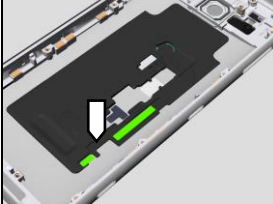

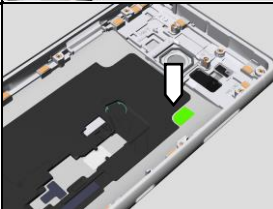
## 1 Part List


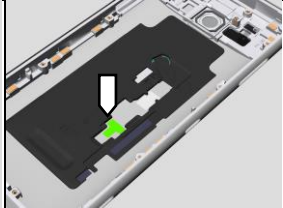

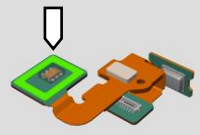

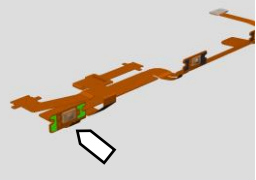

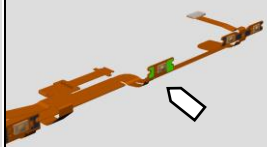



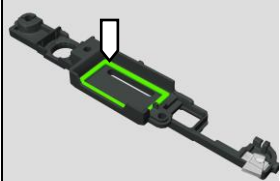




The following parts are available to order on 'Hybris (Sony Mobile Webshop)'.

The 'Hybris' name of a part may often be complex and even confusing, so the name of certain parts mentioned in the Working Instructions, Repair Movies and Troubleshooting Guide are often referred to by a simple descriptive name for better understanding.

Both names (designations) will in that case be included in this Part List, where the name being used in the documents mentioned above is underlined, e.g. Battery Cover.



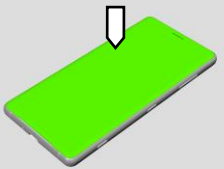
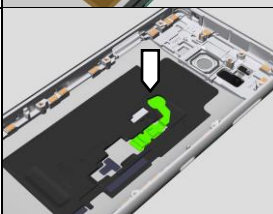
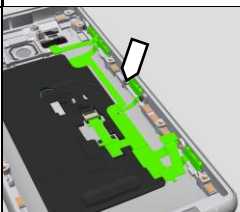
RLC, Reversed Logistic Classification column for replaced part handling, refer to 3.4 Valid Spare Parts chapter in the Warranty Claim Instruction RE4249 about disposition of the parts.


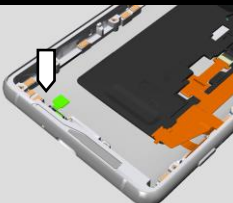

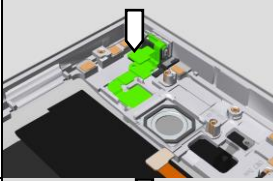

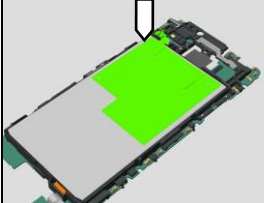

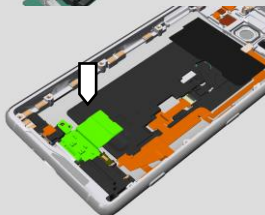

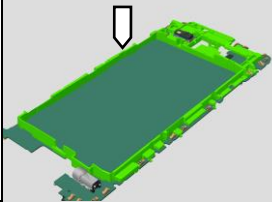

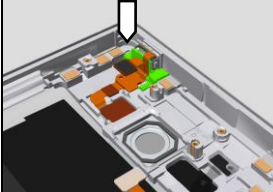

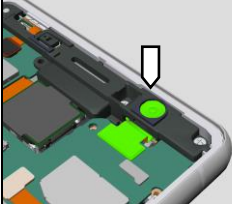

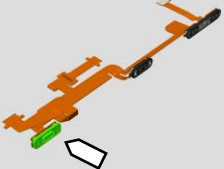
Designation	Part No.	RLC	Part	Location
Adhesive Adh Battery <b>Initially included in Frame Rear.</b>	1310-3941	C		
Adhesive Battery	1310-1603	C		
Adhesive Display	1310-1639	C		
Adhesive FPC FP sensor <b>Initially included in Cover Main Assy.</b>	1310-1648	C		
Adhesive FPC Key Holder Rear <b>Initially included in Cover Main Assy.</b>	1311-7083	C		
Adhesive FPC Key Panel Rear <b>Initially included in Cover Main Assy.</b>	1311-7085	C		


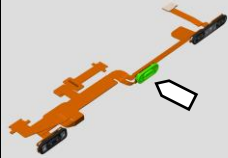



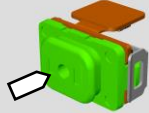


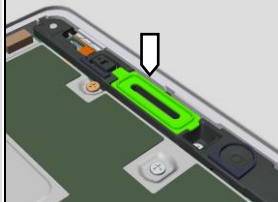

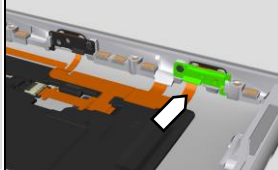

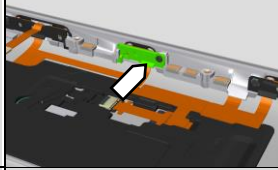


Designation	Part No.	RLC	Part	Location
Adhesive FPC Key Rear <b>Initially included in Cover Main Assy.</b>	1310-3951	C		
Adhesive FPC Mic2 RGB-IR <b>Initially included in FPC Mic2.</b>	1313-4283	C		
Adhesive Key Cam <b>Initially included in FPC Key.</b>	1310-4848	C		
Adhesive Key PW <b>Initially included in FPC Key.</b>	1310-4876	C		
Adhesive Key Vol <b>Initially included in FPC Key.</b>	1310-4872	C		
Adhesive Top SPK <b>Initially included in Holder Top SPK.</b>	1310-1608	C		
Adhesive WR FP Sensor <b>Initially included in Cover Main Assy.</b>	1310-1652	C		
Battery	1310-1071	C		

# SONY




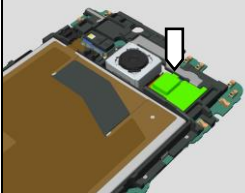

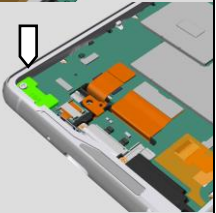

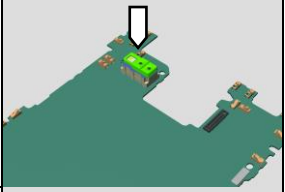

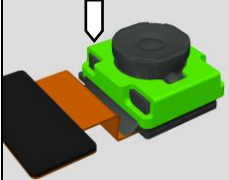

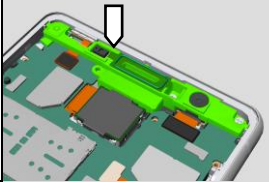




Part List Mechanical/H8314, H8324

Designation	Part No.	RLC	Part	Location
<u>Cap Tray</u> <b>H8314</b> Cap Tray Assy SS Black Cap Tray Assy SS Green Cap Tray Assy SS Pink Cap Tray Assy SS Silver  <b>H8324</b> Cap Tray Assy DS Black Cap Tray Assy DS Green Cap Tray Assy DS Pink Cap Tray Assy DS Silver	1313-0940 1313-0962 1313-0972 1313-0955  1313-0973 1313-0975 1313-0976 1313-0974	C		
<u>Cover Main</u> Cover Main Assy Black Cover Main Assy Green Cover Main Assy Pink Cover Main Assy Silver	1313-0865 1313-0872 1313-0874 1313-0870	B		
Cushion Main Cam  <b>Initially included in Cover Main Assy.</b>	1310-1552	C		
<u>Display</u> Display Assy Black Display Assy Green Display Assy Pink Display Assy Silver	1313-0914 1313-0918 1313-0920 1313-0917	B		
<u>Main Camera</u> FICTIVE Main Camera	1301-9332	B		
<u>FP Sensor</u> FP Sensor Module Black FP Sensor Module Green FP Sensor Module Pink FP Sensor Module White Silver  <b>Initially included in Cover Main Assy.</b>	1310-7069 1310-7071 1310-7072 1310-7070	B		
FPC Key	1309-8677	C		

Designation	Part No.	RLC	Part	Location
FPC Mic1	1309-8681	C		
FPC Mic2	1309-8685	C		
FPC NFC	1312-8775	C		
FPC USB	1309-8693	C		
Frame Rear	1310-1912	C		
Frame WIFI Main Ant	1310-1918	C		
Front Camera	1309-8266	C		
Gasket Key Cam	1310-1578	C		


Designation	Part No.	RLC	Part	Location
Gasket Key PW	1310-1581	C		
Gasket Key Vol	1310-1579	C		
Gasket Mic	1310-1656	C		 
Gasket Top SPK	1310-1628	C		
Holder Key Cam	1310-1584	C		
Holder Key PW	1310-1588	C		
Holder Key Vol	1310-1585	C		


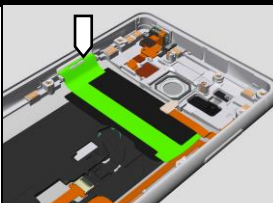

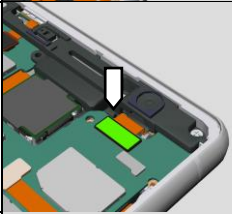

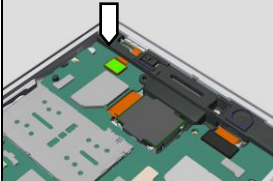



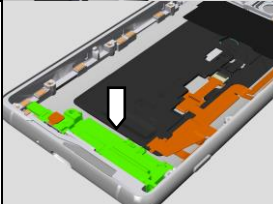


Designation	Part No.	RLC	Part	Location
Holder LCD BtB	1310-6174	C		
Holder Main Cam BtB	1310-1601	C		
Holder PBA Bottom	1310-6201	C		
Holder Sensor	1310-1605	C		
Holder Sub Cam	1310-3959	C		
Holder Top SPK	1310-1606	C		
<u>Key Top</u> Key Top Black Key Top Green Key Top Pink Key Top Silver	1310-1568 1311-5396 1311-5397 1311-5393	C		
<u>Key Volume</u> Key Volume Black Key Volume Green Key Volume Pink Key Volume Silver	1310-1575 1311-5399 1311-5400 1311-5398	C		



Designation	Part No.	RLC	Part	Location
Label MoP	1307-9072	C		
Liquid indicator <b>Initially included in Frame Rear.</b>	1275-3307	C		
Loudspeaker	1310-6904	C		
Mesh Bottom SPK Black <b>Initially included in Cover Main Assy.</b>	1310-1565	C		
Plate Display	1310-1613	C		
Plate holder BtoB	1310-3582	C		
Plate Mic	1310-1658	C		

Designation	Part No.	RLC	Part	Location
Plate USB	1310-1612	C		
Screw M1.2x2.0	1313-1478	C		
Screw M1.2x2.9	1313-3372	C		
Screw M1.2x3.3	1313-1473	C		
Sheet Gasket Plate Display <b>Initially included in Plate Display.</b>	1310-5680	C		
Sheet Guide MOP	1310-1567	C		
Sheet Insulation PBA Bottom	1311-7825	C		
Sheet Mesh Top SPK Sheet Mesh Top SPK Black Sheet Mesh Top SPK Green Sheet Mesh Top SPK Pink Sheet Mesh Top SPK Sliver <b>Initially included in Display Assy.</b>	1310-1627 1311-5402 1311-5403 1311-5401	C		

Designation	Part No.	RLC	Part	Location
Sheet Slider MOP	1310-1591	C		
Sheet Spacer BtoB Chat Cam	1313-2091	C		
Sheet Spacer BtoB FPC Mic2	1313-3006	C		
Sheet WR Test <b>Initially included in Cover Main Assy.</b>	1311-5727	C		
SPK Box module	1310-6897	C		



Part List Mechanical/H8314, H8324

## 2 Revision History

Rev.	Date	Changes / Comments
1	2018-03-09	Initial release